

2017



GRM SERIES NOZZLE MIX BURNERS



GRM SERIES burners are nozzle-mixed burners, and used in industrial, directly-heated furnaces and drying applications. The combustion chambers of these furnaces usually contain balanced pressure and require burners with wide operating ranges. GRM SERIES burners have a simple operating with logic and easily adapt to many applications for different installation options.

TECHNICAL SPECIFICATION

- Operation in wide modulation range,
- 4 different capacity options from 4 kW to 872 kW range,
- Operation with Natural gas and LPG,
- Flame control with ionization or photocell (optional),
- Easy assembly and disassembly thanks to its design,
- Easy operation and maintenance,



AREAS OF USE

They are designed for applications operating under balanced "0" pressure or vacuum.

They are used in textile machines, press machines, and various drying applications. The direct-burning system allows more precise adjustment of temperatures in drying machines, and the lining speeds can be increased by rapidly adjusting the in-cabin temperatures to the desired level.

GRM series nozzle mix burners are not only in used with new machines, but also in transformation of hot oil and steam powered ram (stenter) machines. These transformations decrease the fuel consumption in indirect heating and provide energy savings.


OPTIONAL ACCESSORIES

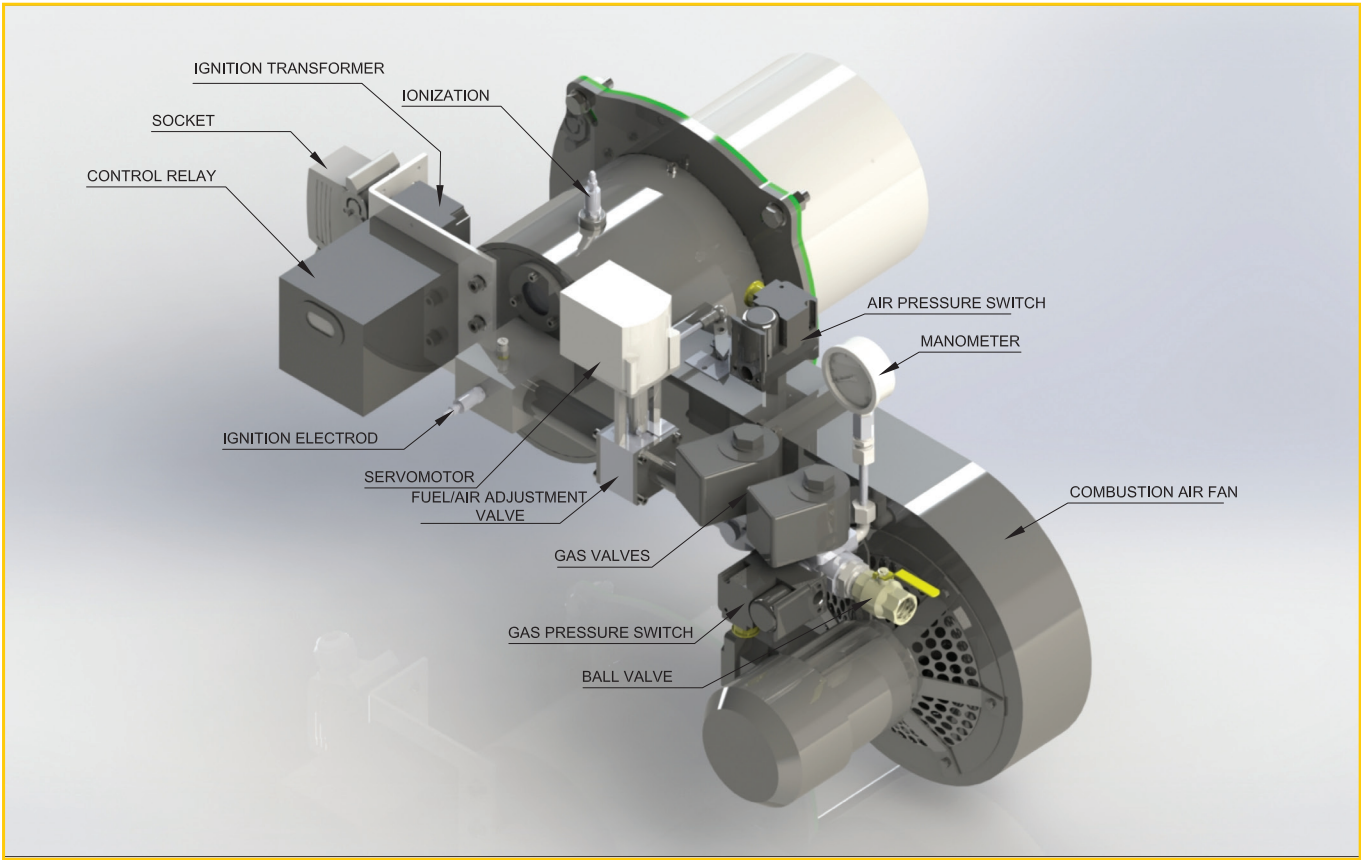
- **Gas line equipment:** Assembled gas line equipment designed according to the capacity of GRM series burner.



STANDARD EQUIPMENT

- **Electromagnetic safety and operating valve:** The electromagnetic valve which ensures fully safe operation of the burner.
- **Servo motor air/fuel adjustment:** Precise air/fuel adjustment is achieved with mechanically modulating flaps.
- **Control Relay:** Provides safe combustion control.
- **Gas Pressure switch:** The gas Pressure switch on the operating valve controls the gas pressure and prevents the problems that may occur due to pressure drops in the system.
- **Air Pressure switch:** Ensures safety by checking for the availability of minimum combustion air required for safe combustion.
- **Ionization:** Provides flame control for safe combustion.
- **Manometer:** Ensures proper combustion settings and measuring of gas pressure.
- **Ball Valve:** Allows cutting of the gas for safety and maintenance purposes.





CAPACITY TABLES


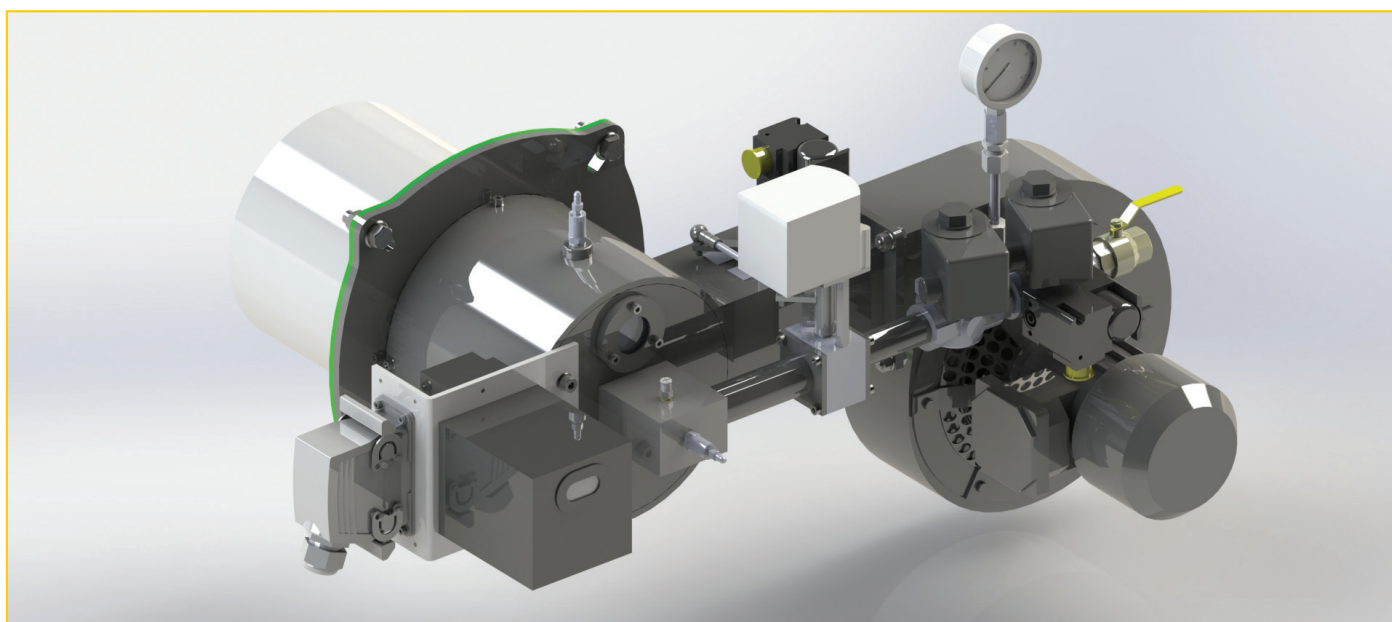
BURNER TYPE	BURNER CAPACITY		BURNER CAPACITY		NATURAL GAS CONSUMPTION		IN 50 Hz VOLTAGE
	Min. kcal/h	Max. kcal/h	Min. kW	Max. kW	Min. Nm3/h	Max. Nm3/h	VAC
GRM 15	3.300	150.000	3,84	174,42	0,40	18,18	1N 220
GRM 30	8.500	300.000	9,88	348,84	1,03	36,36	1N 220
GRM 60	15.000	550.000	17,44	639,53	1,82	66,67	1N 220
GRM 80	15.000	750.000	17,44	872,09	1,82	90,91	1N 220

For different capacity values that are not mentioned in the capacity table, please contact with the sales department.

OPERATING PRINCIPLE

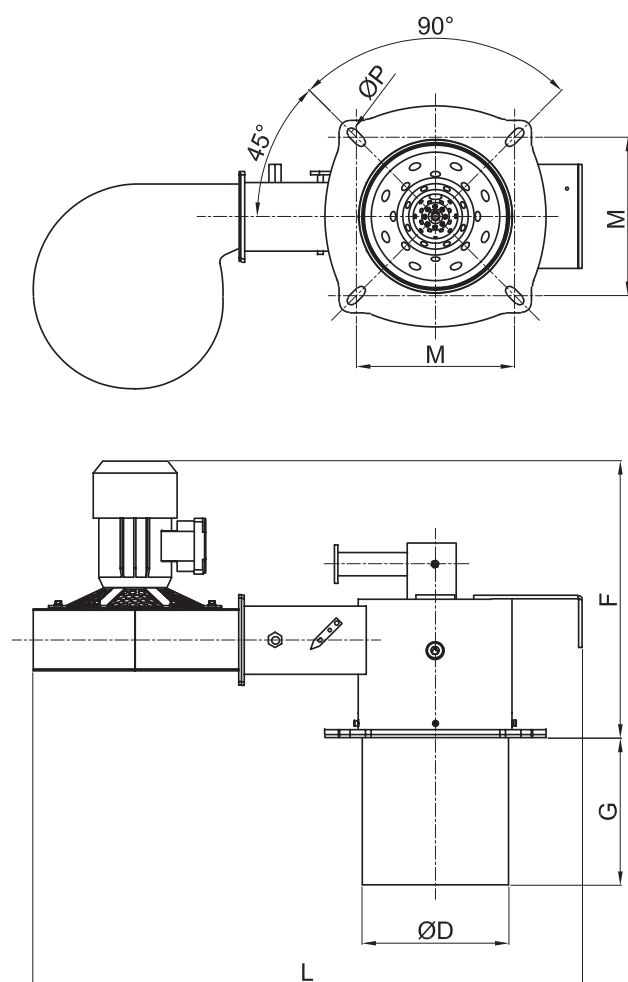
GRM series are designed for air heating applications. Its standard servo motorized, mechanically modulating air/fuel adjustment allows precise operation within a wide capacity range.

It has a short, stable flame form owing to its special combustion cap design. Its process-specific design provides high efficiency combustion and energy savings.

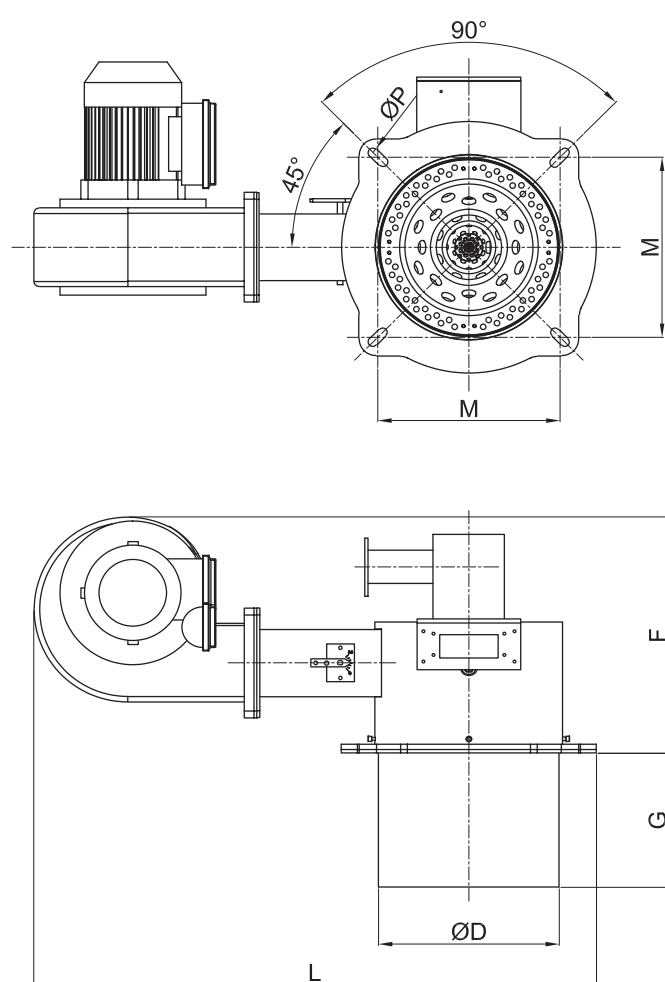


BURNER DIMENSIONS

GRM15 - 30



GRM 60 - 80



	F	L	G	ØD	M	ØP
GRM 15	400	735	195	155	184	R7x34
GRM 30	400	790	200	210	226	R7x34
GRM 60	400	850	195	260	262	R7x34
GRM 80	500	950	195	312	297	R7x34



TERMO ISI SİSTEMLERİ TİC. VE SAN. A.Ş.

HEAD OFFICE

Address: Esentepe Mah. Milangaz Cad. No: 75 Kat: 3
Monumento Plaza Kartal / İSTANBUL

Tel. : +90 216 442 93 00 (pbx) Fax. : +90 216 370 45 03

Mail : info@ecostarburners.com

Web : www.ecostarburners.com

FACTORY

Address: Türkgücü OSB Bülent Ecevit Bulvarı No: 11
Çorlu / Tekirdağ / Türkiye

Tel. : +90 282 685 44 80/81 Fax. : +90 282 685 42 09

Updated and printed on: September 2016

**Our company reserves its right to make modifications on the product and the documents of these products for improvement purposes. For this reason, this brochure/catalog does not constitute a guarantee regarding the technical specifications. The data may not be used and reproduced without the permission of Termo Isı Sistemleri Tic. ve San. A.Ş.